

The Cochrane Library

What is The Cochrane Library?

The Cochrane Library is a collection of databases that contain different types of high-quality independent evidence to inform healthcare decision making.

Main databases

Cochrane Database of Systematic Reviews (Cochrane Reviews)

Full text of completed reviews carried out by the Cochrane Collaboration, plus protocols for reviews currently in preparation.

Database of Abstracts of Reviews of Effects (Other Reviews)

Structured abstracts of systematic reviews evaluated outside the Cochrane Collaboration. Only reviews that meet minimum quality criteria are included.


Cochrane Central Register of Controlled Trials (Trials)

Register of controlled trials; identified from bibliographic databases (notably Medline and EMBASE), and other published and unpublished sources. CENTRAL records contain bibliographic details and abstracts.

Access

Use the *Cochrane Library* link from the Library's list of [databases](#) or go directly to www.cochranelibrary.com. Access is available on- or off-site anywhere in Australia; no logins required.

A registered login allows you to save search histories for future use. Select *Sign In* to access an existing account or register for a new one.



Search

Use the quick search box for a basic search. For more complex searching, use *Advanced Search*, *Medical Terms (MeSH)* and *Search Manager*.

Advanced search tips

Type	Description	Example
Boolean operators	Use AND, OR, and NOT to create a more complex search.	magnesium sulfate AND (eclampsia OR perinatal asphyxia)
Proximity search using NEAR	Use NEAR/ with a number to indicate proximity of terms either before or after each other. The default proximity value for the operator when no number is entered is 6.	antidepressant NEAR/10 narcolepsy
Proximity search using NEXT	Use NEXT with a number to match terms that appear next to each other. An apostrophe is treated as a space, so to search for adjacent words in a term such as Down's Syndrome, use : down* NEAR/2 syndrome	cholera NEXT treat*
Combined Boolean and proximity searches	Use combinations of Boolean operators and proximity operators to build a complex search.	breast NEAR (cancer OR carcinoma)

The Cochrane Library

Type	Description	Example
Wildcard truncation	Use * to search for multiple characters before, within, or after a search string. Use ? to search for a single character.	abdom* *eclampsia
Comma instead of OR operator	Use a comma in place of the OR operator	medical, health
Exact phrase search	Use quotation marks for an exact match. Searches are not case sensitive, so <i>PH</i> is the same as <i>pH</i> , <i>Ph</i> , or <i>ph</i> .	"mental health treatment" matches the phrase exactly
Stemming	Allows words with small spelling variants to be matched: <i>tumor</i> will also match <i>tumour</i> .	tumor cell
Pluralisation and singularisation matches	Pluralised forms of words also match singular versions, and vice versa. The term <i>drugs</i> will find both <i>drug</i> and <i>drugs</i> . Use quotation marks to match either just the singular or plural form of a term.	"vaccine"
Terms with multiple spellings	Use the wildcard character with the NEXT operator to match all variations of a term. Use NEAR between a word ending in "s" and another following word.	st* NEXT john* NEAR wort
Diphthong characters	Use a wildcard character to ensure that all forms of a term are matched. Some more common terms with diphthongs such as "haemorrhage" are automatically matched to their variant spellings through stemming.	isch*mic stroke
Stop words	Words such as <i>in</i> , <i>the</i> and <i>of</i> are matched in the search. The Boolean search operators AND, OR, NOT, NEAR, and NEXT are the only terms treated as stop words.	
Accented characters	For all fields except Author, accented characters are not matched by their equivalent unaccented form. To match accented characters: 1) Use the wildcard characters (* or ?) for a broad match, 2) if the term is displayed on a page you are viewing, copy and paste it to the search box, 3) select the term from a list of accented characters. If entering an accented term in the search box, also include the unaccented version with an OR operator to match all cases.	Partial list of accent characters: ð ì %o „ € ‡ ^ < Š Ê Ÿ Ž ŷ û ò ° ü ù ç ÷ Ě Ÿ ¹
Hyphenated terms	Hyphens are treated as a character as well as a space.	Breast-feeding will search for breast-feeding or "breast feeding" or breast NEXT feeding

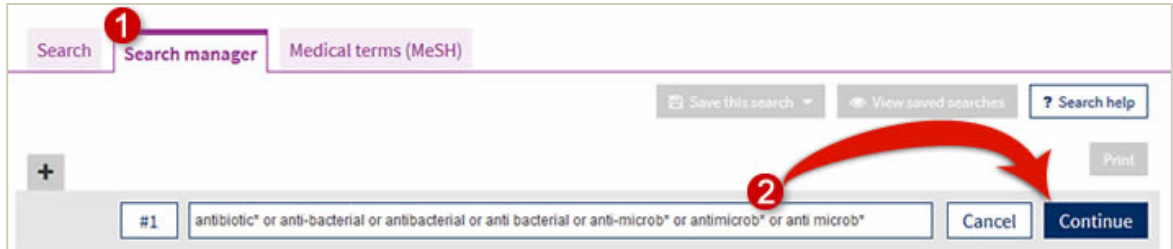
Compose your search

1. Define your topic.
2. Search one concept at a time.
3. Identify different terms to describe a concept.
4. Search using both keywords and thesaurus (MeSH).

The Cochrane Library

Search using keywords

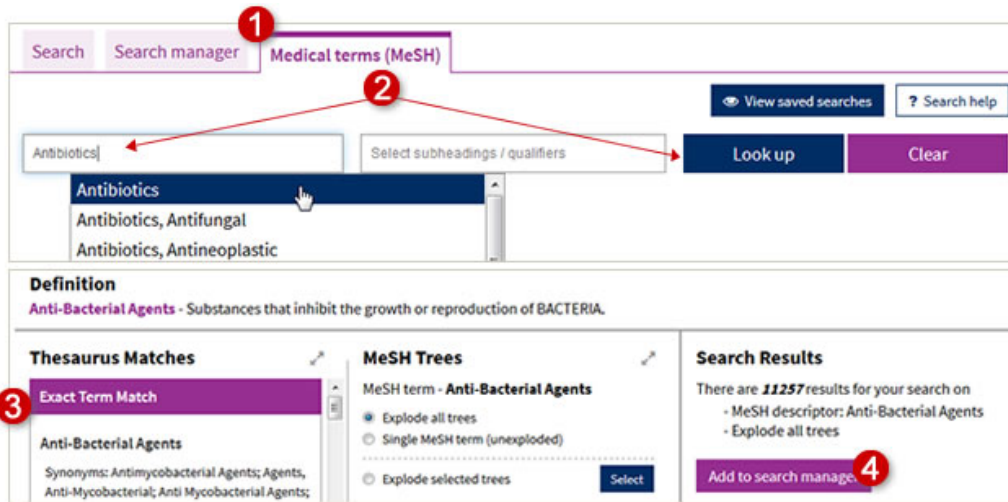
1. Go to *Advanced search* then choose the *Search manager* tab.
2. Enter your search terms (refer to **Advanced Search Tips** above), including synonyms and word variants, then *Continue*.



Search using thesaurus (MeSH)

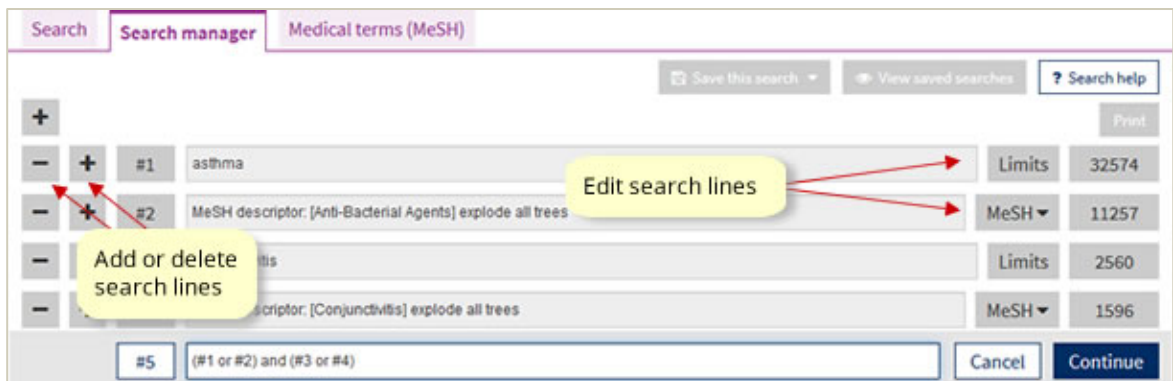
The MeSH Thesaurus is published by the US National Library of Medicine. MeSH terms are attached to many, though not all, records.

1. Open a MeSH search by selecting the *Medical Terms (MeSH)* tab in Advanced Search.
2. Enter a search term and select *Lookup* to display MeSH terms.
3. Select the most appropriate MeSH term from the alphabetical list to view the tree.
4. Select *Add to Search Manager*. This will include the search term and all its narrower terms (if any).



Search Manager

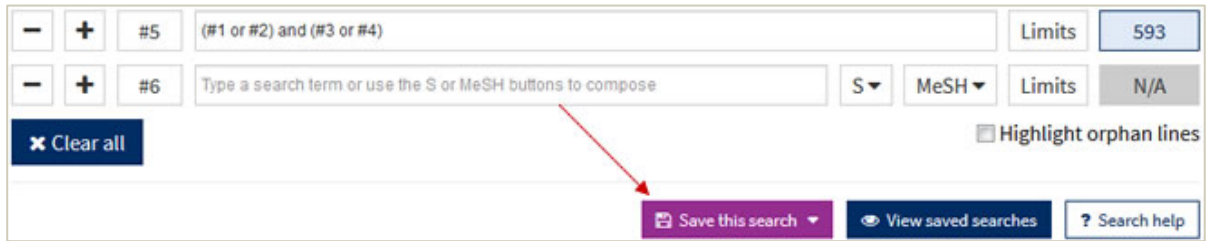
The search lines you added using *Add to Search Manager*, will be recorded in the *Search Manager* tab. Use *Search Manager* to combine, edit, delete or add search lines.



The Cochrane Library

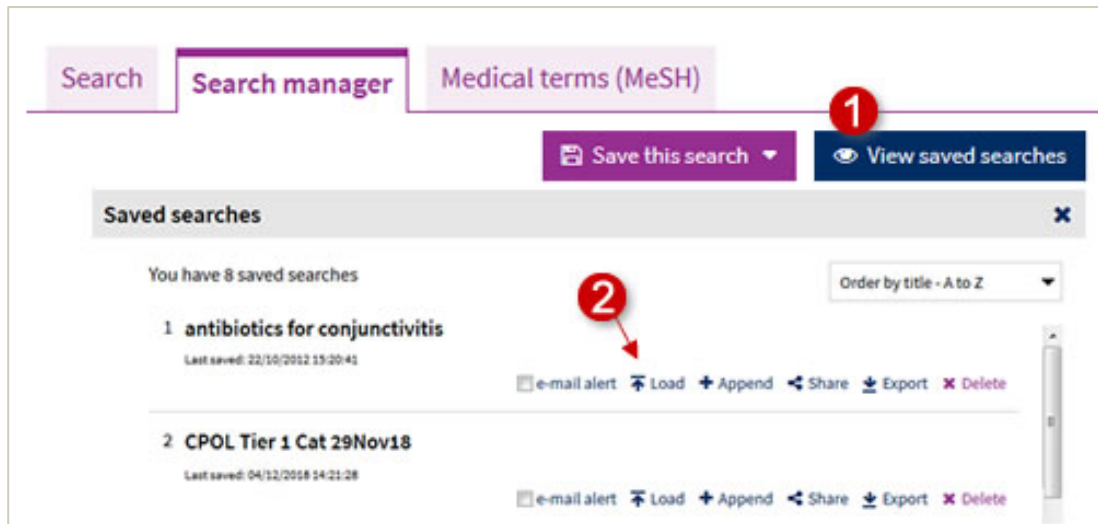
Save search history

Save your entire search history using *Save this search*. You must log in to save your search.



Run a saved search

1. In *Search manager* go to *View saved searches* to display the saved searches.
2. Select *Load* for the search you wish to run.



Display results

Search results display the Cochrane Reviews by default. See results from different databases by selecting the different tabs.



The Cochrane Library

Export citations

Citations from Cochrane Reviews, Cochrane Protocols, Trials and Clinical Answers can be exported into bibliographic software such as EndNote.

Results must be exported from each database separately.

1. Select the checkboxes next to the records to be exported or *Select all*.
2. Choose *Export selected citation(s)*.
3. Choose *RIS (EndNote)* in the *Export selected citation(s)* dialogue box.
4. Select *Include abstract*.
5. *Download*.

Locate your saved download and double click to import into EndNote.

After importing **you must edit your Output Style** to correctly display the Cochrane Reviews.

Cochrane Database of Systematic Reviews
Issue 4 of 12, April 2019

Select all (57) **Export selected citation(s)** Show all previews

Order by: Relevancy

1 **Delayed antibiotic prescriptions for respiratory infections**
Geoffrey KP Spurling, Chris B Del Mar, L... Hooley, Ruth Foxlee, Rebecca Farle...
Show Preview Intervention Review September 2017

Export selected citation(s)

1 citation(s) selected for download

Select the format **3** you require from the list below

Plain text | **RIS (EndNote)** | RIS (Reference Manager) | RIS (ProCite) | BibteX

Preview of format

Provider: John Wiley & Sons, Ltd
Content: text/plain; charset="UTF-8"

TY - JOUR
AN - CD008965
AU - Jefferson, T
AU - Jones, HA
AU - Doshi, P
AU - Del Mar, CB

Include abstract **4** **Download** **5**

More help

- [Contact](#) the Library.
- Sign up for [Training](#) in the Library, or try some [online training](#).