

Finding full text: a scenario-based guide

Scenario 1

Find full text for a citation that is already part of an EndNote library

In this scenario you already have a citation, or many citations, in your EndNote library and you want to find the full text PDF(s). Use either of methods A or B below:

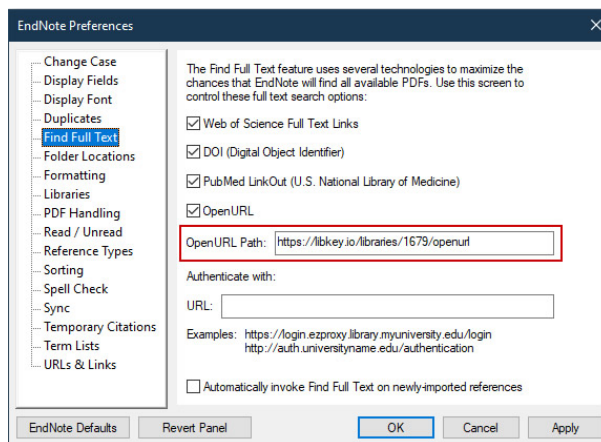
A. Use the *Find Full Text* feature in EndNote

EndNote can retrieve PDFs of your references. However, not all publishers and vendors permit this type of access to their content, so success will vary.

FIRST - Go to *Edit/Preferences*:

1. Find Full Text

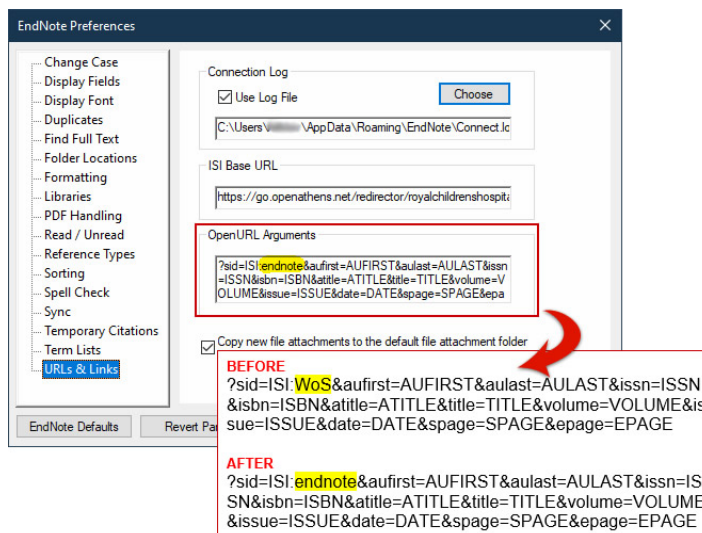
OpenURL Path: <https://libkey.io/libraries/1679/openurl>



2. URLs & Links

ISI Base URL: <https://go.openathens.net/redirector/royalchildrenshospital.gov.au?url=>

OpenURL Arguments: replace *WoS* with *endnote*



THEN - Find the PDFs:

1. Select the references in your EndNote library.
2. Go to References/Find Full Text/Find Full Text.

B. Use any option from Scenario 2

After you have downloaded your PDF, drag and drop it onto the existing citation in EndNote.

Finding full text: a scenario-based guide

Scenario 2


Find full text for a citation that is not part of an EndNote library

In this scenario you have a stand-alone citation, or many citations, that are not part of any EndNote library and you simply wish to locate the full text PDF(s). Follow any one of these methods:

- Search for the journal title in the Library's [journal database](#), and follow the links to full text.

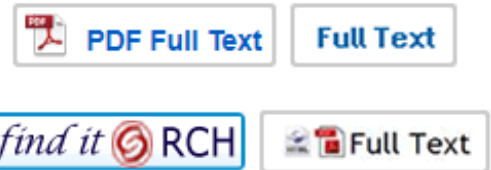
Alternately, use the [Browzine app](#) on your desktop or mobile device to search for Library-subscribed full text content.

See [Fact Sheet no.9: Accessing online journals](#) for more details.



- When searching databases such as Ovid, Ebsco, PubMed etc. for your citation follow links indicated by any of these images:

"Find it at RCH" links go to the Library's journal database menu. If there are "No online sources available" use the Document Delivery link to order your article (registration required, costs apply). See [Fact Sheet no.8: Document Delivery](#) for more information.



- Use [LibKey Nomad browser extension](#). When searching the open web (Google, Google Scholar, PubMed) for full text articles you'll see these icons if content is available to you.



- Use [EndNote Click](#) browser extension. When searching the open web (Google, Google Scholar, PubMed) you can add an article to your EndNote Click Locker where you can then download, export to EndNote desktop, or push to EndNote Web.



Help

- ❖ [Ask a Librarian](#) on the Library website
- ❖ [Remote access](#)