








Checklist for Atom V808 incubator

Please check you have the following equipment when you are transferring the Atom V808 incubator to another site:

	Incubator outgoing	Incubator incoming
1. Masimo pulse oximeter cable (white) 		
2. Masimo pulse oximeter sensor 		Single use
3. Neotech wrap or posey 		Single use
4. Temperature skin probe (yellow) 		
5. Reflective temperature probe cover (Neosmile or similar) 		Single use
6. DHS baby harness with 6 buckles 		

Checklist for Atom V808 incubator

	Incubator outgoing	Incubator incoming
<p>7. Two yellow straps in blue bag</p> 		
<p>8. Parker Healthcare 'Resource manual' Atom V808</p>		
<p>9. Parker Healthcare 'Quick reference Guide' (laminated)</p>		
<p>10. Copy of the Ambulance Victoria work instruction for securing the Atom V808 to a Stryker stretcher</p>		
<p>11. Ensure the incubator is plugged into a power source and turned-on during transport.</p> 