

Using the LMA[®] MAD Nasal[™] Intranasal Mucosal Atomization Device

MATERIALS



Medication of appropriate concentration for intranasal medication delivery

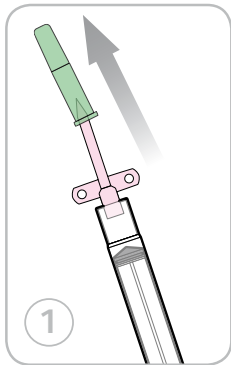


LMA[®] MAD Nasal[™] Device with vial adapter and 1 mL (or 3 mL) syringe

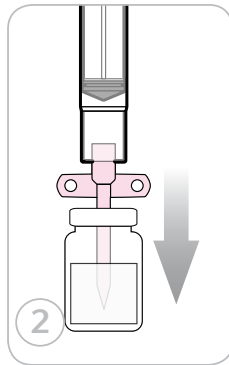
TIPS TO IMPROVE SUCCESS

- ① Minimize volume, maximize concentration
 - 1/3 mL per nostril is ideal, 1 mL is maximum
 - Use the appropriately concentrated drug
- ② Maximize total mucosal absorptive surface area
 - Atomize the drug (rather than drip it in) to cover broad surface area
 - Use BOTH nostrils to double the absorptive surface area
 - Aim slightly up and outwards to cover the turbinates and olfactory mucosa
- ③ Beware of abnormal mucosal characteristics
 - Mucous, blood and vasoconstrictors reduce absorption
 - Suction nostrils or consider alternate drug delivery method in these situations

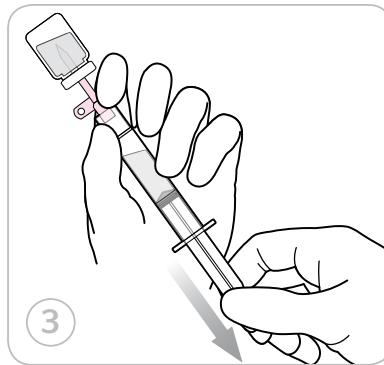
PROCEDURE



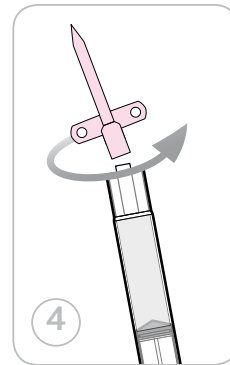
STEP 1: Remove and discard the green vial adapter cap.



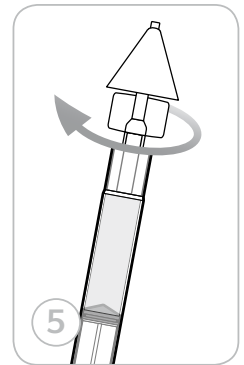
STEP 2: Pierce the medication vial with the syringe vial adapter.



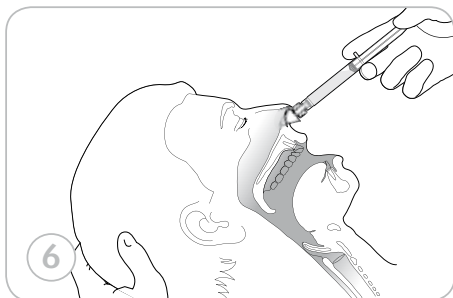
STEP 3: Aspirate the proper volume of medication required to treat the patient (an extra 0.1 mL of medication should be drawn up to account for the dead space in the device).



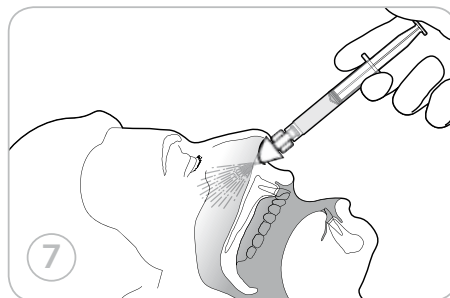
STEP 4: Remove (twist off) the syringe from the vial adapter.



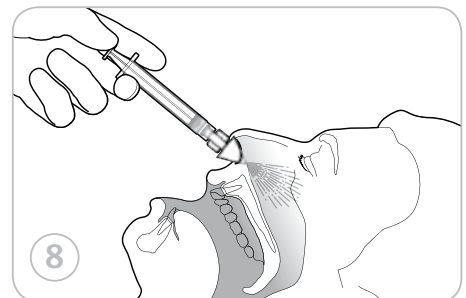
STEP 5: Attach the MAD Nasal[™] Device to the syringe via the luer lock connector.



STEP 6: Using the free hand to hold the occiput of the head stable, place the tip of the MAD Nasal[™] Device snugly against the nostril aiming slightly up and outward (toward the top of the ear).



STEP 7: Briskly compress the syringe plunger to deliver half of the medication into the nostril.



STEP 8: Move the device over to the opposite nostril and, repeating steps 6 and 7, administer the remaining medication into the nostril if indicated.

For use with drugs approved for intranasal delivery.

TO ORDER, CALL 1.866.246.6990 OR VISIT OUR WEBSITE WWW.LMANA.COM