



Children's alcohol use and influencing factors in socioeconomically diverse Australian communities:

The Healthy Neighbourhoods Study

Joanne Williams & John Toumbourou
Centre for Adolescent Health
Murdoch Childrens Research Institute
Deakin University



Collaboration

- Centre for Adolescent Health
 - Royal Children's Hospital
 - Murdoch Childrens Research Institute
 - University of Melbourne
- Curtin University
- Griffith University



Project Description

- 30 Communities across
 - 14 in Vic, 8 in Qld and WA
 - Communities have at least 17,000 residents
- Stratified by SES
- Urban and Regional
- School Surveys
 - Years 6 and 8



School Selection


- 231 participated (67% response)
 - across 3 education sectors in proportion
 - 123 Vic, 55 Qld & 53 WA

State	Primary	Secondary
Vic	85	43
Qld	38	21
WA	41	18

Primary Aim of Healthy Neighbourhoods

- Examine relationships between common adolescent health and behaviour problems across different socio-economic strata
 - substance abuse
 - sexual risk taking
 - mental health
 - depression
 - conduct problems
 - obesity

The Social Development Model





Risk Factor - a consistent predictor identified in International longitudinal research of health and behaviour problems

Protective Factor - a factor that mediates and moderates the effect of risk exposure



Risk Factors

FAMILY

Poor family management

Family conflict

Favourable parental attitudes

- to drug use

- to antisocial behaviour

Family history antisocial behvr

substance abuse
Anti-soc behav
depression



SCHOOL

Academic failure

Lack of school commitment





Risk Factors cont.

*substance abuse
Anti-soc behav
depression*

COMMUNITY

Availability of drugs	✓		✓
Laws and norms fav. to drug use	✓		
Transitions and mobility	✓	✓	
Community disorganisation			✓
Low neighbourhood attachment	✓	✓	
	✓	✓	✓
	✓	✓	✓
	✓		✓
		✓	✓
	✓	✓	✓

PEER

Friends use of drugs			
Interaction with antisocial peers	✓		✓
Rewards for antisocial involvement		✓	✓
	✓	✓	✓



Risk Factors cont.

*substance abuse
Anti-soc behav
depression*

INDIVIDUAL

Favourable attitudes to drug use	✓		
Favourable attitudes to antisocial behaviour		✓	
Rebelliousness	✓	✓	✓
Impulsiveness	✓	✓	✓
Antisocial behaviour	✓	✓	✓
Sensation seeking	✓	✓	✓



Protective Factors

Family Attachment

Belief in Moral Order

Social Competence

Rewards and Opportunities
for prosocial involvement

- Family
- School
- Community



Survey Measures

- Risk factor profile
- Protective factor profile
- Prevalence of problem behaviours
- Mental Health
- Puberty
- Eating behaviours & Physical Activity
- Height, weight and blood pressure
- Collector District of residence

Healthy Neighbourhoods School Survey - Microsoft Internet Explorer provided by MCRU

File Edit View Favorites Tools Help

Address http://www.hnss.org.au/hcd/student_login.htm

Healthy Neighbourhoods School Survey Centre for Adolescent Health, Royal Children's Hospital

Instructions

- This is not a test, so there are no right or wrong answers.
- In order for this study to be helpful, it is important that you answer each question as thoughtfully and honestly as possible.
- All of the questions should be answered by clicking the box that matches the answer you want. If you don't find an answer that fits exactly, use the one that comes closest.
- Please try to answer every question. If there is a question you do not wish to answer you can skip it.
- When doing the survey some pages may take a while to load, so please be patient.

How to answer the questions:

- Either click in a circle/box, or type in the space provided.
- Use your mouse to move between questions.

Example: I like to go swimming YES! yes no NO!

Please click the circle under the word that best describes how you feel about that sentence.

Click (the big) YES! if you think the statement is definitely true for you.
 Click (the little) yes if you think the statement is mostly true for you.
 Click (the little) no if you think the statement is mostly not true for you.
 Click (the big) NO! if you think the statement is definitely not true for you.

If you have any questions at any time, please raise your hand.
 To begin the survey, enter in your **Student ID**, **Password** and **Class** name below. Click the **Start Survey** button to continue.

Your Student ID* *This is the number on the top of the form given to you by the researcher

Password

Class

Start Survey >>



Participants

Completed	Year level		Total
	6	8	
Both	4163	3382	7545
Survey	231	252	483
Measures	122	105	227
Total	4516	3739	8255

NB. Active consent process 61% forms returned, 53% surveyed

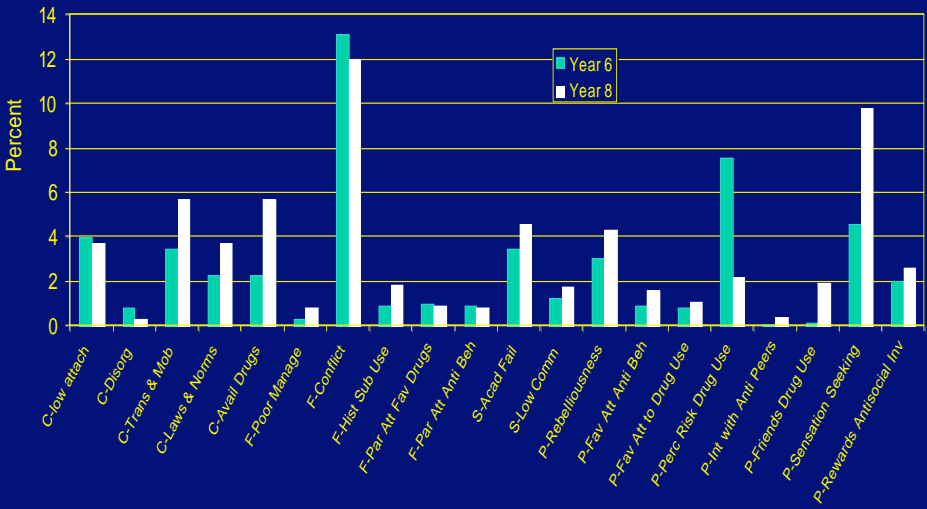


Socioeconomic distribution

Population	SEIFA index of relative socio-economic disadvantage				
	Percentile				
	10 th	25 th	50 th	75 th	90 th
Australia	882	951	1013	1068	1110
Healthy Neighbourhoods sample	882	952	1011	1062	1092

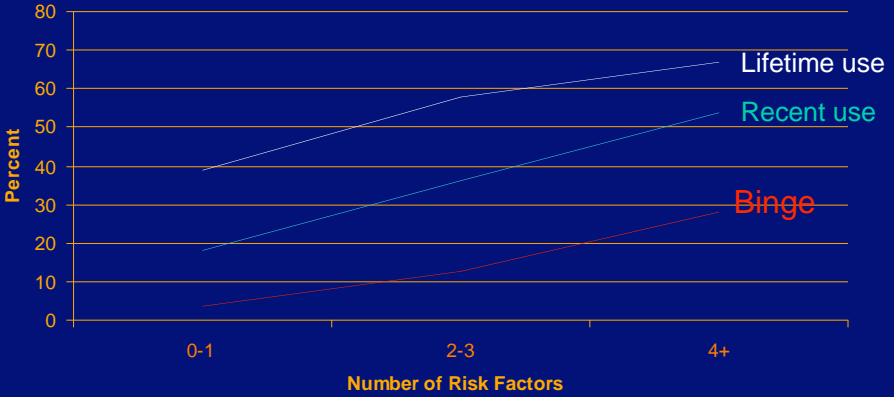


Risk Factors by Year Level

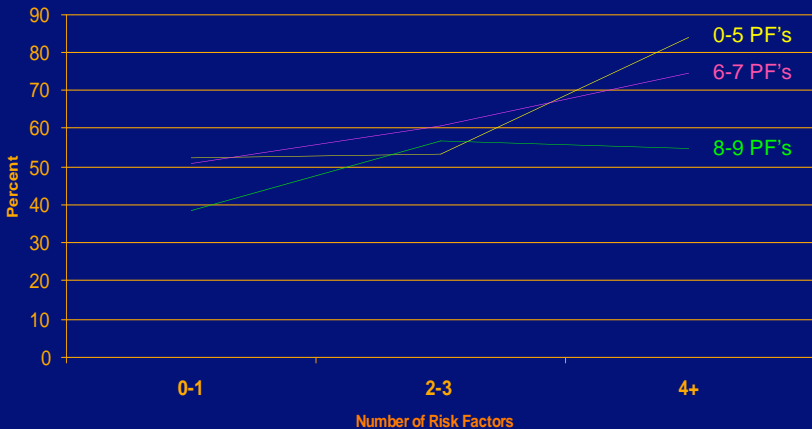




Risk Factors and Alcohol Use

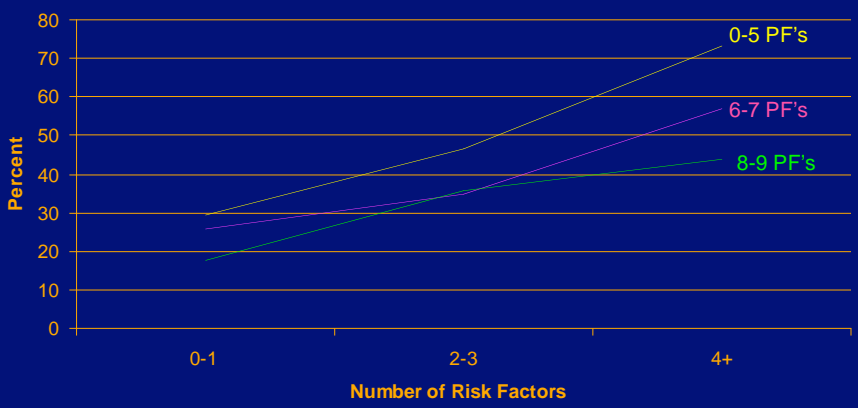


Risk and Protective Factors and Lifetime Alcohol Use

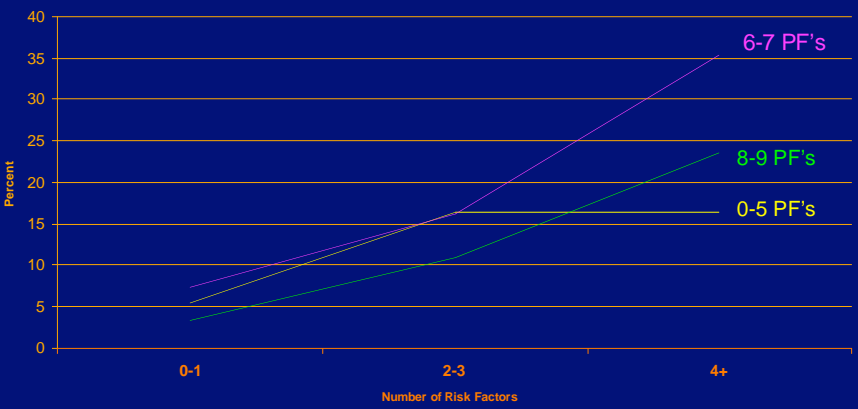




Risk and Protective Factors and Recent Alcohol Use



Risk and Protective Factors and Binge Drinking





Healthy
Neighbourhoods

Lifetime Alcohol by SES

Quartile	Adj. Rate*	Comm. Range
1 - low	38.2	24.3 – 45.7
2	43.0	32.5 – 48.0
3	41.4	31.6 – 48.5
4 - high	40.1	31.9 – 48.6

* Adjusted for age and gender

Communities $p < 0.000$ SES Quartiles $p < 0.000$



Healthy
Neighbourhoods

Lifetime Alcohol by SES & Number of Risk Factors

Quartile	Risk Factors		
	0 or 1	2 or 3	4 or more
1 - low	36.3	52.2	54.0
2	41.4	60.6	75.9
3	39.1	61.4	65.3
4 - high	39.7	58.6	51.8

Quartiles $p = 0.01$ Risk Factors $p < 0.000$



Binge Drinking by SES

Quartile	Adj. Rate*	Comm. Range
1 - low	4.8	3.4 – 6.9
2	6.4	4.3 – 7.7
3	6.0	4.0 – 7.7
4 - high	3.8	0.2 – 5.7

* Adjusted for age and gender

Communities $p = NS$ SES Quartiles $p = NS$



Binge Drinking by SES & Number of Risk Factors

Quartile	Risk Factors		
	0 or 1	2 or 3	4 or more
1 - low	2.9	12.4	23.6
2	4.6	14.0	37.6
3	4.4	9.8	34.6
4 - high	2.1	13.7	25.3

Quartiles $p = 0.004$ Risk Factors $p < 0.000$



Key Issues

Risk and Protective factors are associated with adolescent alcohol use

Intervention strategies that reduce risk factors and/or increase protective factors could reduce alcohol use

Prevalence of risk and protective factors vary by community

Customised community intervention strategies could be more effective



Acknowledgements

- John Toumbourou - Chief Investigator
- George Patton - Chief Investigator
- Ross Homel - Chief Investigator
- Kate Freiberg - Associate Investigator
- Garth Kendall - Associate Investigator
- Sven Silburn - Associate Investigator
- Rachel Smith - Project Manager
- Rosemary Austin - Research Assistant
- Jan Stenton - Research Assistant
- Stephanie Jones - Colleague working with readiness