



dogs 'n' kids

A resource kit
for health professionals
promoting dog bite prevention and
socially responsible dog ownership

3RD EDITION

History

Dogs 'n' kids began in 1997 as one of the first initiatives in Australia to specifically address injuries to small children from dogs.

Originally it was developed by The Safety Centre at The Royal Children's Hospital in conjunction with other child safety units, the Children's Injury Prevention Working Party, local government authorities and maternal and child health services. It was made possible with information and funding from Petcare Information and Advisory Service.

Since then, thousands of booklets and hundreds of thousands of brochures have been provided free of charge across Australia to health professionals and parents.

To increase the availability of the program to newer Australians, the brochure has been translated into Turkish, Arabic, Italian, Mandarin and Vietnamese.

Throughout the years *dogs 'n' kids* has been presented at many conferences nationally and internationally. These wonderfully illustrated resources have inspired other programs in Australia and even overseas with international requests for the resource. Information from *dogs 'n' kids* has also been included in other resources such as *The Royal Children's Hospital Child Safety Handbooks* and utilised by a number of local governments to encourage safety and the enjoyment of dogs.

Now in its third edition, *dogs 'n' kids* has twice been extensively reviewed in 2001 and 2009 with the assistance of child injury, safety and dog behaviour experts.

We invite you to enjoy the *dogs 'n' kids* resource and hope it will continue to assist safe, close and enjoyable interactions between our children and our pet dogs.

Disclaimer

The aim of the information contained in this publication is to reduce the incidence of dog bites and the severity of dog bites. However, the organisations, employees, affiliates and other parties involved in producing this publication make no warranty or representation as to the accuracy, reliability, effectiveness or completeness of the information contained in this publication and disclaim all liability for any error, loss or other consequence which may arise from any information contained in or omitted from this publication.

Copyright

All copyright subsisting in the contents of this publication is owned by The Royal Children's Hospital, Safety Centre, Melbourne, Australia and may not be reproduced without the prior consent of The Royal Children's Hospital, Safety Centre, Melbourne, Australia. Where permission is granted, it will be subject to the requirement that The Royal Children's Hospital, Safety Centre, Melbourne, Australia is acknowledged on any reproduced or quoted material, whether in whole or part.

Organisations and individuals involved in the development of the *dogs 'n' kids Information Resource Kit*, 1997


- Original Text written by Lynda Hannah
- Illustrated by Jocelyn Bell
- The Safety Centre, The Royal Children's Hospital, Melbourne
- The Petcare Information and Advisory Service
- Safe Living Program, City of Hume
- The City of Whittlesea, Children's Injury Prevention Project
- Kidsafe
- Department of Human Services Victoria
- The Child Health Information Centre, The Royal Children's Hospital, Melbourne (now The RCH Resource Centre for Child Health and Safety)

Organisations and individuals involved in the revision of the *dogs 'n' kids Information Resource Kit*, 2009

- Revised by Dr Kristen Steele, BVSC (on behalf of Petcare Information and Advisory Service) in collaboration with The Royal Children's Hospital Safety Centre, Melbourne, March 2009
- The Safety Centre, The Royal Children's Hospital, Melbourne
- The Petcare Information and Advisory Service
- Dr Kersti Seksel, BVSc (Hons) MRCVS MA (Hons) FACVSc (Animal Behaviour) Dipl ACVB CMAVA Dip ECVBM-CA, Registered Veterinary Specialist, Behavioural Medicine, Sydney Animal Behaviour Service
- Victorian Injury Surveillance Unit based at the Monash University Accident Research Centre



Contents



History

Disclaimer and copyright
Contents

1

Aim of the dogs 'n' kids information resource kit

2

The benefits of growing up with pets

3

Who is at risk of injury from dog bites

4

Minimising the risk of dog bites

5

Supervision
Play around dogs
Feeding dogs
Sleeping dogs

6

Learning how to get along together

7

Important dog behaviour to recognise
Teaching children how to interact with dogs
Approaching a dog
What to do when approached by an unfamiliar dog
Introducing a new dog into a household with a child
Introducing a child into a household with a dog
As dogs and kids grow up

8

9

Responsibilities of dog owners

10

Choosing the right dog
Training
Socialising the dog
The dog's environment
The law
Hot weather
Holidays

11

12

Health issues affecting dogs 'n' kids

13

Infections
Canine vaccinations
Worms
Fleas
Food and water

14

What can health professionals do to reduce the risk of dog bite injuries to children?

14

For more information

15

References

16

Acknowledgements

17

Aim of the dogs 'n' kids information resource kit

While owning a dog can be a wonderful experience, it carries with it certain responsibilities and risks. Some of these responsibilities relate to the safety and well being of your family, your dog, other people, pets and property in the community.

The *dogs 'n' kids Information Resource Kit* is part of an overall strategy to empower health professionals, parents and children with information to reduce the incidence and severity of dog bites to children.

The *dogs 'n' kids* resource material consists of:

- This booklet containing information to use as reference material on some important issues affecting dogs and kids.
- Brochures to distribute to parents on the common safety issues in relation to dogs and children. These are available in English, Turkish, Arabic, Italian, Mandarin and Vietnamese.
- Posters to promote discussion among health professionals and parents about how to minimise the risk of dog bite injuries to children.



The benefits of growing up with pets

Pets are an integral part of our lives as Australians. In fact over 80% of Australians have an animal companion at some period in their life. Pets are important in children's lives both for the enjoyment that they bring now as well as the role rehearsal for future adult activities. Sometimes pet relationships are ranked higher than certain kinds of human relationships for comfort, esteem support and confidants. Some benefits of pet ownership have been identified in areas of child development, family harmony and even health.

Child development

Having a relationship with a pet can help develop such skills as:

- Nurturing skills
- Responsibility
- Empathy
- Caring attitude
- Communication

Studies have shown that children with pets:

- Have higher self esteem

- Have improved social skills
- Are more likely to be physically active, and less likely to be overweight or obese

Family harmony

Pet ownership also has a beneficial effect on family harmony. Research shows that families with a pet:

- Spend a lot more time interacting
- Have a basis for fun activities and friendly conversation including the important topics of life

Health

The relaxation and relief from stress provided by animal companionship also yields health benefits for parents. In comparison with their pet-less counterparts, pet owners:

- Have a decreased risk of cardiovascular disease
- Have fewer minor illnesses and complaints
- Visit the doctor less often

Whilst owning a dog can be a delightful family experience and has enormous benefits for the child and the family, parents need to be aware of the risk of injury from dog bites.




Who is at risk of injury from dog bites?

Dog ownership within a family brings with it the risk of dog bites. Around 10,440 people each year attend hospital emergency departments in Australia for dog bite injuries. Children under the age of five are most at risk of dog bite injuries and are most frequently bitten by their own family dog or by a friend's dog, usually in or around the home. Incidents are commonly triggered by a child's interaction with the dog such as playing or approaching the dog while it is sleeping or eating so

there needs to be close supervision at all times when dogs and children are together.

Young children are often bitten on the head, face and neck because of their height in relation to the dog's face. Dog bites can lead to infection, permanent scarring and disfigurement. There can also be symptoms of post traumatic stress disorder. If bitten by a dog, the child may require a tetanus booster and other medical care.



Minimising the risk of dog bites

Supervision

Always supervise children around dogs.

Supervision of dogs and kids together is an essential factor in reducing injuries caused by dogs. You cannot prevent an incident if you are not there. Supervision ideally means one adult for the dog and one adult for the child. However parents cannot be in two places at once, so if you are unable to appropriately supervise them together then separate the dog and child at this time. For example, put the dog outside or in a different room if you are not in the room where the children are playing or have the dog or child follow you when you leave the room so that you know where they both are at all times. Remember to reward both the child and the dog when they behave correctly.


Play around dogs

Many dog bites occur when children are playing around dogs. Sometimes young children can unintentionally be rough and unrelenting. Their high pitched squeals and uncoordinated attempts at showing affection may cause the dog to feel threatened and it may act defensively or trigger a chase response. Discourage rough, inappropriate play, as this may over excite, upset or hurt the dog. Explain that a dog should never be hurt or teased. Teach children to call you rather than remove or reclaim a toy by themselves from a dog as the dog may become possessive of a toy.

Feeding dogs

Children should be taught not to approach a dog that is eating or gnawing on a bone.

Feeding the dog is an “adults only” activity. This is because correct nutrition is important and also because dogs may become protective of their food or bones. Some dogs may be taught to accept interference with their food from the time the dog enters the house as a puppy. This requires the owner to teach the puppy that it is ok if someone approaches while it is eating or its food is removed. One way to begin this training is to put your hand on the empty food bowl. If the puppy is happy and does not show signs of concern or aggression, such as growling, add a tasty treat to the food bowl and reward the puppy with verbal praise and possibly a pat. This should be repeated many times until the puppy actually looks forward to people approaching the food bowl. This training should continue throughout the dog’s life but even so, the dog should be separated from children when it is eating. Teach children to call you rather than attempt to reclaim their own dropped food from a dog.



Sleeping dogs

Teach children not to approach a sleeping dog.

Dogs should not be disturbed when sleeping. If you need to wake the dog, call the dog from a distance to allow it time to become oriented. Children should be taught not to approach a sleeping dog.

Provide the dog with a bed that is separated from noisy high-activity areas. This will minimise the risk of unintentionally waking the dog. The dog needs a place, such as a crate or kennel, where it can get away if it is tired, not well or does not want to be cuddled.



Learning how to get along together

To help prevent misunderstandings dogs, children and adults need to learn how to approach and communicate effectively. Supervising children and dogs when they are together and teaching both children and dogs how to behave around each other are the keys to preventing dog bites. Young children do not have the skills or understanding of how to interact with a dog appropriately. The child may have no concept of the pain they may be inflicting on a dog when they handle it roughly and they may not be able to recognise the early signs of concern or aggression from the dog such as lip lifting or growling.

Important dog behaviour to recognise

Dogs have a special way of communicating with each other and humans. A dog's body language may give us clues about how a dog is feeling. Some dogs perceive eye contact or staring as a threat or challenge.

A dog should be left alone if it:

- Lifts its lips
- Growls
- Backs away
- Raises the hair on its back
- Stares at you

Teaching children how to interact with dogs

Children learn most effectively by "doing". Many of a child's life skills, such as crossing the road, grooming and eating are learned from the parent, with the child modelling the desired behaviour. Telling children "don't...!" will not give the child the necessary information or skills to perform the correct behaviour.

Model the desired behaviour with the child. Tell them what you are doing and why you are doing it.


Approaching a dog

Children should be taught not to approach a dog without adult supervision.

Whether the dog is familiar not, your child should always ask their parent or carer if they want to pat a dog.

The next step is to always ask the dog owner for permission to pat the dog. Only when they say it is ok to pat the dog then consider proceeding to the next step.

If the dog does not know you or your child then the owner of the dog must introduce any new people



to the dog. By holding, patting and speaking to the dog, the dog owner should reassure the dog that contact with a stranger is about to happen and that it will be pleasurable and not a threat.

Even if it is a familiar dog, you still need to closely supervise your child. There should be at least one adult per child and one adult per dog. This is regardless of how well you know the dog.

Use the dog's name as you approach it and speak softly. The dog should be approached on an angle, not from the front or rear. Move slowly and calmly and always be gentle.

Show the child first using your hand then repeat it using their hand. Curl your fingers into a fist and slowly extend the back of your hand and allow the dog to sniff it. Then gently pat the dog under the chin or the side of the chest. If the dog doesn't sniff the hand or if it backs away, do not attempt to pat it. Being faced with an open palm or being patted on the top of the head or the shoulder may be threatening for a dog.

At this point, before your child is involved, determine if it is safe to proceed. Has the experience been good so far and are both the child and the dog calm and content to be involved? If not, do not persist. Depending on the experience you may or may not decide to try again with this dog at another time.

If it is safe to proceed then curl your child's fingers into a fist as you did previously and hold and guide the child's hand to repeat the action that you have

just done so the child can feel the dog's warm fur by stroking under the chin or on the chest.

Praise the child for being involved and demonstrating the correct actions. Also praise the dog for being calm and compliant.

You may need to repeat this many times before the child is fully able to demonstrate the skill. Only once the child begins to consistently correctly pat the dog, and the dog is calm and relaxed with the contact, may the parent modelling be gradually withdrawn, but ALWAYS closely supervise the child's and dog's interactions.

What to do when approached by an unfamiliar dog

Teach children to never approach an unfamiliar dog, even if it looks friendly.

When approached by an unfamiliar dog, children should be taught to stand still like a statue with their arms by their sides and hands in a fist or hands tucked into their armpits, look at their own feet to avoid eye contact with the dog and importantly, not to scream. It is most likely that the dog will sniff the child then walk away.

If knocked over by a dog, teach children to curl into a ball, stay quiet and wait until it goes away.

Children should be taught to leave an unfamiliar dog alone and to tell an adult who may be able to deal with the dog appropriately.

Introducing a new dog into a household with a child

Ideally choose a puppy that has already had friendly experiences with children such as in the breeder's home. If accepting an older dog then you need to gain as much information as possible about the dog's life and assess the response of an older dog to children before accepting it into your home. Temperament testing may be available from the place of adoption or it may be best to have a veterinarian or qualified animal behaviourist assist you with this assessment. Temperament tests are not foolproof but they will help give you an indication of the dog's responses to everyday situations.

Prior to the arrival of the dog, children should understand that the dog is a living and feeling animal



and not a toy. The dog must always be treated gently and quietly. It can be beneficial to allow children to have positive, well supervised socialisation experiences with other dogs, prior to bringing your new dog home. When introducing your new dog and your child follow the information found above in *Approaching a dog*.

Sometimes the dog will want to be left alone, such as when it is sleeping or eating.

The child should be encouraged to take on age-appropriate responsibilities such as grooming or keeping the water dish full however you still need to make sure this is being done competently as ultimately you are responsible for your dog. Older children can “learn” to teach their dog good manners such as “come” or “sit” on cue.

Teach your child that an adult should always be present when they are in the company of a dog.

As dogs and children both vary individually, it is impossible to identify an age for children to accept responsibility for themselves around dogs.

Introducing a child into a household with a dog

Young babies and children should never be left alone with a dog.

A new baby in the home will most probably require some major changes to the home routine which will affect the dog. If any adjustments to the dog's routine are likely, gradually introduce the changes in the months prior to the baby arriving.

There may be changes that need to occur such as which rooms the dog is allowed access or where the dog will eat or sleep. Again, prepare well before the baby arrives.

Babies and dogs need strict and close supervision at all times. Make sure the dog does not have any unwanted access to the baby such as whilst on the floor or in the baby's room. Close the door or use a door barrier which cannot be breached by the dog so that the dog cannot enter unnoticed into rooms which are off limits.

To help the dog get ready for the arrival of the baby, bring home something from the hospital that smells like the baby and allow the dog to sniff it. There

are numerous CDs available that have the sounds of babies crying and children playing that can be used to help the dog learn that these noises are just a part of everyday life.

Gently introduce pleasant but ‘child like’ contact with the dog, for example stroking and gentle pulling of the ears, tail or paws. The dog should be rewarded for being relaxed and accepting the contact. The dog should be taught how to gently accept toys or food from an adult's hand after an appropriate verbal cue such as “take”.

Rewarding a dog when the baby is in its presence creates a positive association for the dog. Shouting at the dog or locking it outside will create a negative association for the dog. Interaction between the dog and adults should not be exclusive to times when the baby is asleep. Taking your child with you when walking the dog is one way to create a positive association between the two.

Ideally the dog should have regular, safe exposure to children throughout its life.

As your child grows you can follow the information found above in *Learning how to get along together*.

As dogs and kids grow up

As children grow up with a dog, hopefully the relationship between them becomes one of love, mutual respect and understanding of each other's needs and behaviours. However, as a dog ages, is unwell or if in pain the behaviour of the dog can change. Situations such as moving house, visitors or other changes to the dog's environment can also cause a dog to feel unsettled. If a bitch is pregnant or has puppies she may feel tired, sore and protective of her babies. Be aware that her behaviour may be different from what you may be used to. Treat her gently and allow her space to be a mother. Be aware and make the appropriate changes such as increasing supervision of dogs and kids, separating them if you need to and communicating with your children so that they understand what is occurring.

If you are concerned about your dog's behaviour then seek help immediately from your veterinarian.

Responsibilities of dog owners

Choosing the right dog

Your dog may be a treasured part of your family for 15 years or more if the dog and your family are well matched. It is therefore worth taking the time to carefully consider some important factors when choosing your dog. You should not purchase a breed of dog simply because it is “in fashion”, or if the breed has been featured in a popular film or television show. This could lead to the dog and the family being unhappy and may lead to dogs being surrendered to animal shelters or abandoned. It is an offence to abandon an animal.

Even though each breed has been selectively bred for different characteristics, such as activity level, each dog is an individual. Crossbreds vary even more in their characteristics. To choose the dog that will best suit your family needs, some things to consider are:

- The expected activity level of the dog
- Any known breed problems such as genetic disorders.
- How much time each day can you dedicate to exercise?
- Do you have children or expect to in the future?
- Will your dog be a working dog or a house dog?
- How much time might be required for grooming?
- What is your budget for dog food and maintenance?
- What size of dog is most manageable for you?
- How much time would the dog spend alone?
- Who is likely to be the main carer of the dog?
- How big is your yard?
- Why was the breed developed?

Please be aware that there are restrictions on keeping some breeds.

Any dog is capable of biting. Small dogs inflict small wounds; larger dogs inflict larger wounds. Parents should not introduce a young child to any dog, regardless of breed, without strict and close supervision.

Need help choosing a breed?


The Petcare Information and Advisory Service can assist members of the public to choose dog breeds most likely to suit their lifestyle. This can be done on the website www.petnet.com.au for free by clicking on Selectapet. Your veterinarian or canine associations can also give you advice about choosing the right dog.

Training

Training is essential for all dogs regardless of breed, size or age.

Training is just teaching the dog good manners and to behave appropriately. This helps keep the dog and others safe. Verbal cues such as “come”, “stay”, “sit”, “settle”, “drop” and walking safely on a loose lead are the very least a dog should know. Dogs need clear and consistent messages from the whole family.

Dogs that leap on visitors can cause serious falls.



Dogs that fail to respond to verbal and visual cues such as “come” and “stay” could be placing their own life and motorists’ lives at risk by running onto the road.

For advice on training, contact the Canine Association in your state, a qualified dog trainer found in an obedience club, Canine Good Citizen trainer or Delta Society Australia. There are also many excellent books on the subject. The focus of training should always be on using positive reward based methods rather than punishing unacceptable behaviours.

Socialising the dog

When out, all dogs should be on a lead unless in a designated off leash area and under your control.

Socialising your dog throughout its life is very important. Socialising means that your dog learns to accept people, children and other animals as part of its life.

It helps when selecting a dog that will become a member of a family, to choose a pup that has been well socialised particularly with children and other animals.

Dogs that are not members of a household with children need to be introduced to children safely and regularly. Please understand however that some dogs may never learn to accept children.

The dog’s environment

A well managed environment for your dog can eliminate many of the unwanted and destructive behaviours that are usually associated with lack of mental and physical stimulation. Your dog has basic accommodation needs such as comfortable, clean and dry bedding that is raised above ground level and protected from weather. Clean up any faeces the dog deposits both inside and outside of the yard. Not picking up dog faeces creates both an unhygienic and unpleasant environment.

A secure yard, which prevents the dog roaming, is required by law by most local councils. This also minimises the risk of injury to the dog and motorists. A view through the fence can help interest the dog, occupy time and make some dogs less likely to react to dogs and people. However, other dogs can be



more reactive if they see outside the fence so their line of sight may need to be blocked.

Provide opportunities for the dog to exercise its mind and body during periods when the dog has to be left alone. Toys such as a Kong™ or raw bones are good starters. Remember to change your dog’s toys daily to maintain interest and check them regularly for safety. Discard toys that are broken as they can damage the dog’s mouth and teeth. Some dogs may become possessive with bones. Avoid them if this is the case with your dog.

Dogs need regular walks and training to provide exercise, interest and variety in their day. Most dogs also like to socialise with both people and other dogs. This interactivity should result in a happier, more relaxed dog. Ask your local council about good dog walking areas and off leash areas. Children should always be supervised when a dog is present.

Food and Water

Dogs need a complete and balanced diet that meets their physiological needs. Your veterinarian can assist you with this. They also need an ample supply of cool, clean water at all times, especially in the warmer months. To reduce the risk of young children drowning in large drinking containers, replace them with a few spill proof smaller bowls.

The law

All states have laws that outline the responsibilities that dog owners have for their dog’s behaviour. Offences are punishable under law. These laws vary from state

to state and council to council, but generally the following principles apply.

You are required by law to register your dog with the local council, usually prior to the dog reaching three months of age. Commonly registration needs to be renewed annually. Registration may be cheaper for dogs that have undergone specific obedience training, have a microchip and are desexed. Some councils require the dog to be desexed unless exempt. Failure to register your dog can lead to a fine. Your dog also needs to be clearly identified. A collar and tag with a clearly marked name, phone number, address, local council identification and registration number is important. A microchip provides permanent identification and is mandatory in some jurisdictions.

It is an offence if your dog:

- Strays onto another person's property.
- Roams at large.
- Rushes at, attacks, bites, chases or worries any animal or person.
- Creates a nuisance e.g. excessive barking.

You can be held liable for any damage caused by your dog.

Dogs must be confined to their property. Some councils require dogs to be under "effective control" while in public spaces, others require dogs to be leashed at all times except in specially designated areas where dogs can be exercised off the leash. Dog owners should contact their local council to find out which rules apply.

Most councils have limitations on the number of dogs which may be kept on a property. A permit may be needed if you keep more than the specified number of dogs.

Your council may have local laws requiring the dog owner to remove any faeces deposited by their dog. This is courteous practice even if not required by law.

Hot weather

Children and dogs should never be left alone in a car.

In hot weather, the temperature inside the car can increase dramatically within a few minutes. Leaving the window down makes little difference to the temperature inside the vehicle. Children and dogs left in vehicles on warm days are at risk of rapid dehydration and even death. It is an offence to leave a child unattended in a vehicle.

Holidays

Make sure that your dog enjoys holidays when you do and organise safe and appropriate accommodation. Prepare well in advance as boarding kennels become booked out especially in peak periods. The carer must be aware of his/her responsibilities of keeping your dog and to make sure all people and property your dog contacts are safe. Make sure the carer of your dog has instructions on how to care for your dog, what the local laws are and emergency phone numbers for veterinary care, the local council and yourself. Many people take their dogs with them on holidays. Again, prepare well in advance so that you are certain your dog is allowed to be where you intend to travel. Contact the local council you are travelling to and find out the areas your dog is welcome or excluded, such as beaches and national parks.



Health issues affecting dogs 'n' kids

Socially responsible owners maintain their dog's health. A dog, that is unwell, may be irritable. Dogs, like people, are susceptible to a variety of diseases and conditions that are caused or exacerbated by poor hygiene. Some diseases found in dogs can be transferred to humans, so it is essential to insist on strict hygiene rules for the entire family.

It is important to discuss the following information with your veterinarian who can give you accurate and specific information on keeping your dog healthy.

Hygiene

Young children may not fully understand the importance of personal hygiene. It is therefore important to supervise their hand washing after contact with all animals. Remove dog faeces ASAP from the yard and outside the yard if on a dog walk. If you have a new puppy, your veterinarian, veterinary nurse, veterinary behaviourist or qualified dog trainer will give advice about how to toilet train a new puppy quickly and effectively. Use rewards and praise for correct behaviour. If your dog soils in the wrong place, do not rub your dog's nose in it as it may make them sick and lead to other behavioural problems.


Canine vaccinations

All puppies require vaccinations for canine distemper, hepatitis and parvovirus. Vaccinations are also available for kennel cough. People cannot catch these diseases. A yearly trip to the veterinarian is necessary for a general health check and your veterinarian will discuss appropriate vaccinations, health maintenance and desexing.

Worms

Dog worms such as roundworm, hookworm, whipworm, tapeworm and heartworm can easily be controlled. Consult your veterinarian for an effective worm prevention plan for your dog. Puppies are most susceptible to intestinal worms and should be de-wormed at least every two to four weeks depending on their age and adult dogs every three months. Heartworm requires different medication. Keep all pet medication in a locked child resistant cupboard.

With the exception of tapeworm, adult dog worms cannot be transmitted to people, however the larva from some worm eggs can migrate through the organs and skin of people and cause a rare



and serious condition called visceral larval migrans.

Children can pick up worm eggs from sources such as dogs and the ground where dog faeces have been. To reduce the risk of infection regularly treat your dog with effective medication, pick up your dog's faeces ASAP and teach children to wash their hands thoroughly after playing and touching pets and before eating.

Fleas

Flea bites can cause nasty skin irritations for dogs and humans. Fleas carry tapeworm eggs which can infect people if ingested. All dog bedding should be kept clean, thorough vacuuming of all carpets and regular flea control programs within the house are recommended. Consult your veterinarian for further advice.

What can health professionals do to reduce the risk of dog bite injuries to children?

Health professionals play an active and important role in reducing the risk of dog bites to children by:

- Providing parents with the *dogs 'n' kids* brochure.
- Conducting an information session with parents.
- Inviting a veterinarian to speak to the group about socially responsible dog ownership.
- Inviting a local government representative to explain laws and dog owner responsibilities.
- Following up any reported dog bites with dog owners and the local council.
- Running a basic first aid course that demonstrates how to deal with animal bites and stings.
- Encouraging parents to have a first aid book as a quick and easy reference and a first aid kit in the event of a dog bite and to seek medical assistance.
- Inviting a veterinary behaviourist, veterinarian or representative of the dog obedience school to attend an information session with parents and assist with introductory classes for parents with dogs.

For more information

The Safety Centre

The Royal Children's Hospital
Flemington Road, Parkville, 3052
Telephone (03) 9345 5085
Fax (03) 9345 5086
www.rch.org.au/safetycentre
Email safetycentre@rch.org.au

The Petcare Information and Advisory Service

404/685 Burke Road, Camberwell, 3124
Telephone (03) 9827 5344
Toll Free 1800 631 784
Fax (03) 9827 5090
www.petnet.com.au
Email petcare@petnet.com.au

Kidsafe ACT

Building 2, Pearce Centre Collett Place,
Pearce ACT 2607
Telephone (02) 6290 2244, Fax (02) 6290 2241
Email act@kidsafe.com.au

Kidsafe SA

Women's & Children's Hospital,
72 King William Road, North Adelaide SA 5006
Telephone (08) 8161 6318, Fax (07) 8161 6162
Email sa@kidsafe.com.au

Kidsafe NSW

Kidsafe House Centre, C/- The Children's Hospital
at Westmead, Locked Bag 4001, Westmead 2145
Telephone (02) 9845 0890, Fax (02) 9845 0895
Email nsw@kidsafe.com.au

Kidsafe TAS

C/- Abbotsfield Primary School, Abbotsfield Road,
Claremont TAS 7170
Telephone (03) 6249 1933
Email tas@kidsafe.com.au

Kidsafe Hunter Valley

Shop 6, Pacific Highway Arcade, Hilltop Plaza,
Charlestown, NSW 2290
Telephone (02) 4942 4488, Fax (02) 4942 4499
Email hunter@kidsafe.com.au

Kidsafe WA

Kidsafe WA Centre, Godfrey House,
C/- Princess Margaret Hospital
Thomas Street, Subiaco WA 6008
Telephone (08) 9340 8509, Fax (08) 9340 8041
Email wa@kidsafe.com.au

Kidsafe NT

Shop 20, Rapid Creek Shopping Centre,
Trower Road, Rapid Creek NT 0810
Telephone (08) 8985 1085, Fax (08) 8985 1025
Email nt@kidsafe.com.au

or contact

Your Maternal & Child Health Centre

Your Local Council

Your Veterinarian

Kidsafe QLD

Kidsafe House, 50 Bramston Terrace,
Herston, QLD 4029
Telephone (07) 38541829, Fax (07) 3252 7900
Email qld@kidsafe.com.au

References

- ANSTAT
Children and Young Persons Act 1989, no. 56/1989
- ASHBY, K 1996
'Dog bites', *Hazard*, edn 26, Victorian Injury Surveillance Unit, Monash University Accident Research Centre, Melbourne
- AUSTRALIAN COMPANION COUNCIL, 1995
The Power of Pets: A Summary of the Wide-Ranging Benefits of Companion Animal Ownership
- BROWN, J & WALKER, T 1996
Safety & First Aid Book, Lothian Books, Melbourne
- CASELL, E & ASHBY, K 2009
'Dog bite injury in Victoria, 2005-2007', *Hazard*, edn 69, Summer 2009
- DEKEUSTER, T, LAMOUREUX, J & KAHN, A 2006
'Epidemiology of dog bites: A Belgian experience of canine behaviour and public health concerns', *The Veterinary Journal*, vol. 172(3), pp. 482-7
- DEPARTMENT OF PRIMARY INDUSTRIES, The State of Victoria
Code of practice for the private keeping of dogs (Victoria) 2007
- DOMESTIC (FERAL AND NUISANCE) ANIMAL ACT 1994
Act no. 81/1994
- DOMESTIC (FERAL AND NUISANCE) ANIMALS REGULATIONS 1995
Statutory Rule no. 151/2005
- FILIATRE, JC, MILLOT, JL & MONTAGNER, H 1986
'New data on communication behaviour between the young child and his pet dog', *Behavioural Processes*, vol. 12(1), pp. 33-44
- FOGLE, B 1994
The Complete Dog Training Manual, Dorling Kindersley, London
- GERSHAM, KA, SACKS, JJ & WRIGHT, JC 1994
'Which dogs bite?' *Paediatrics*, vol. 93, pp. 913-7
- JACKSON, H 1993
Pets in Urban Areas: A Guide to Integrating Domestic Pets into New Residential Developments, The Petcare Information and Advisory Service
- MCNICHOLAS, J & COLLIS, G 2001
'Children's representations of pets in their social networks', *Child: Care, Health and Development*, vol. 27(3), pp. 279-94
- MORROW, V 1998
'My animals and other family: children's perspectives on their relationships with companion animals', *Anthrozoos*, vol. 11(4), pp. 218-26
- OVERALL, K & LOVE, M 2001
'Dog bites to humans – demography, epidemiology, injury and risk', *Journal of the American Veterinary Medical Association*, vol. 218(12), pp. 1923-34
- SCHALAMON, J ET AL. 2006
'Analysis of dog bites in children who are younger than 17 years', *Pediatrics*, vol. 117(3), pp. e374-e379.
- TIMPERIO, A, SALMON, J, CHU, B & ANDRIANOPOULOS, N 2008
'Is dog ownership or dog walking associated with weight status in children and their parents?', *Health Promotion Journal of Australia*, vol. 19(1)
- THOMPSON, P 1991
'Dog attacks', *Injury Surveillance Monthly Bulletin*, no. 29
- VICTORIAN DEPARTMENT OF HEALTH AND COMMUNITY SERVICES 1994
Taking Injury Prevention Forward, Public Health Branch, Melbourne





First published in 1997 by
The Safety Centre
The Royal Children's Hospital, Melbourne, Australia

Revised September 2001
3rd Edition June 2009

Designed by the Educational Resource Centre
The Royal Children's Hospital, Melbourne, Australia

©Copyright

Proudly supported by

