


JANUARY 2004

INTERNATIONAL YOUTH DEVELOPMENT STUDY

Research Update



Thank YOU!! for a Successful 2nd Year

Did you know:

- Over 99% of the students who participated in the 2002 Survey also completed their 2003 survey?
- There were only 28 students who were unable to complete their second survey!
- We really want to thank **EVERYONE** for their cooperation and we are looking forward to seeing you in the spring.

In the 25 years we have been conducting surveys, we receive two main questions from young people. Participants want to know if their answers will remain private and if the survey will contribute to a useful cause.

As the people responsible for the IYDS, we can answer each question with a confident “yes”. Our surveys ask about personal and private matters so we make sure your answers remain confidential. Also, we have an excellent track-record for ensuring participants’ contributions make a difference. The findings for the first year of the IYDS have been presented at a number of international conferences and published in scholarly journals, and we know that important people are paying attention. The study has been exploring how school policies relate to student experiences, and policymakers and educators in both Australia and the United States are showing interest in the findings.

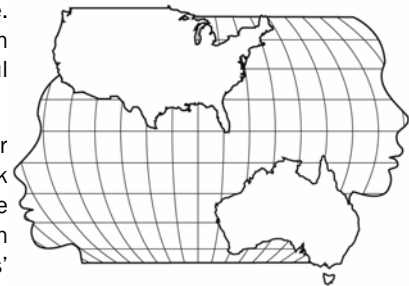
Feedback from participants suggest that you are enjoying how the surveys give you the opportunity to reflect on your life and that you appreciate having your perspective included in an important study of teen development. When everyone in the study shares their different experiences, we are given a broad view of how things are going for young people today. The knowledge gained is being used to help improve things for young people in the future.

Thank you for your continued involvement and commitment to our study. We need your survey answers each year so that you can tell us how your life changes as you have new experiences. It is important that we stay in touch with you — our experts on youth. We promise to continue using your answers to improve things for young people.


Thank you for helping with the study, and we look forward to surveying you again this year!

John Toumbourou, Associate Professor and Principal Investigator—Victoria

Richard F. Catalano, Professor and Principal Investigator—Washington



International Youth Development Study



AUSTRALIA vs. the UNITED STATES

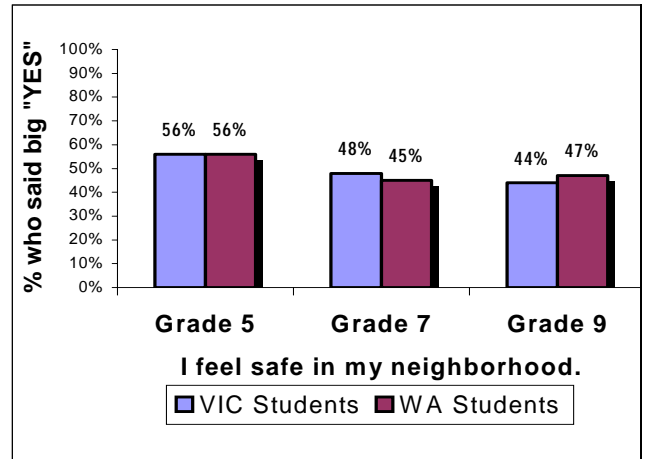
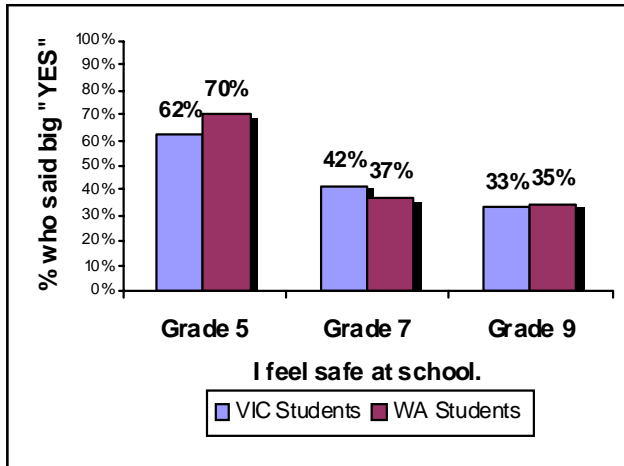


Some interesting facts...

- ☆ Even though Australia is approximately equal in size to the United States (excluding Alaska and Hawaii), the population of the U.S. is more than **14 times** that of Australia!
- ☆ On average, Australians live **3 years longer** than Americans (Life expectancy at birth: 80.13 AUS & 77.14 U.S.)
- ☆ Australians have **440** cell phones per 1000 people, whereas there are only **247** cell phones per 1000 in the U.S.
- ☆ The driving age is **16** in the U.S. and **18** in Australia. The drinking age is **21** in the U.S. and **18** in Australia.
- ☆ The number of television stations in the United States is **1,500+** vs. only **104** in Australia.

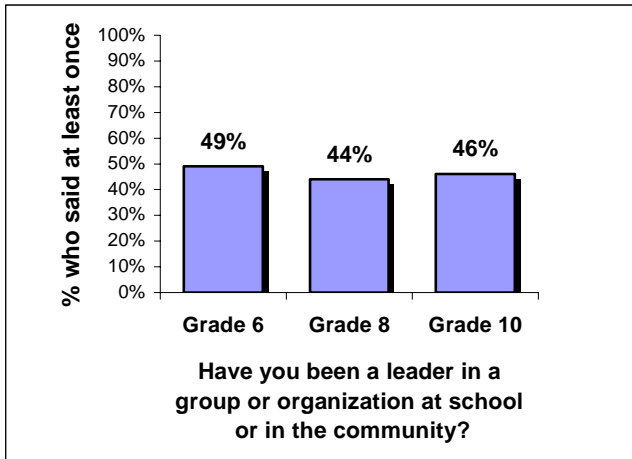
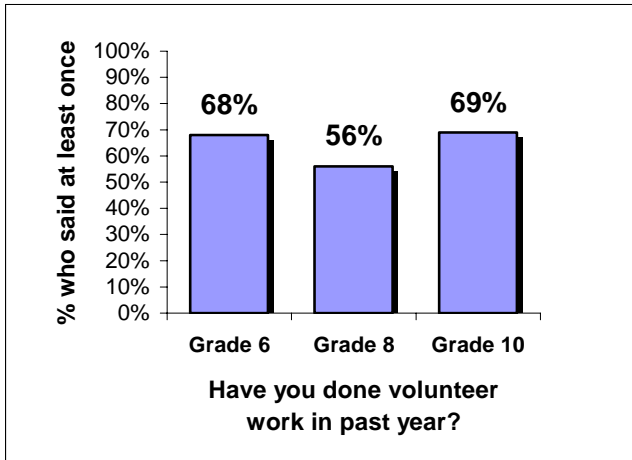
www.cia.gov/cia/publications/factbook/

How SAFE do you feel?



Safety is a big concern world wide. In 2002, we asked if you felt safe at school and in your neighborhood. Your answer choices were big YES!, little yes, little no, and big NO! Almost everyone marked that they feel safe in both places (with big YES! and little yes). However, fifth graders in both Victoria and Washington were more likely than the older students to feel completely safe at school and in their neighborhoods (mark a big “YES”). *Why do you think fifth graders feel safer than older students?*

Note: Since Australian students have not all had a chance to complete their 2nd survey yet, the graphs above and on the next page are based on your answers to questions asked in the first year of the study (2002).




LEADERSHIP & VOLUNTEERING: What are U.S. students doing?

In 2003, we asked you two new questions about doing volunteer work and being a leader. The graphs to the left include the answers from the Washington participants, including those who moved to different states. Students in Australia are not included since their data were not available at press time.

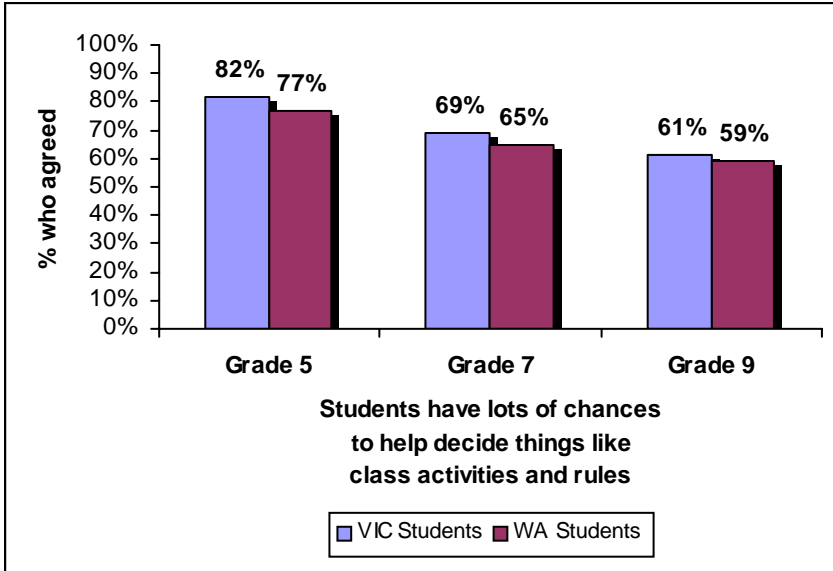
Many of you were involved in volunteer work to help other people, such as helping out at a hospital or raising money for charity. Almost equal numbers of 6th graders (68%) and 10th graders (69%) said they had volunteered once or more in the past year, compared to 56% of 8th graders.

Many students also reported being involved in activities where they were a leader (like an “officer” or “captain”) in a group or organization at school or in their community. Almost half of the 6th graders said they had been a leader at least once in the past year, compared to 46% of 10th graders and 44% of 8th graders.





Student involvement in class decisions



In 2002, most students agreed that in their schools, they have lots of chances to help decide things like class activities and rules. In each grade, students in Victoria were a little more likely to agree with this statement than students in Washington.

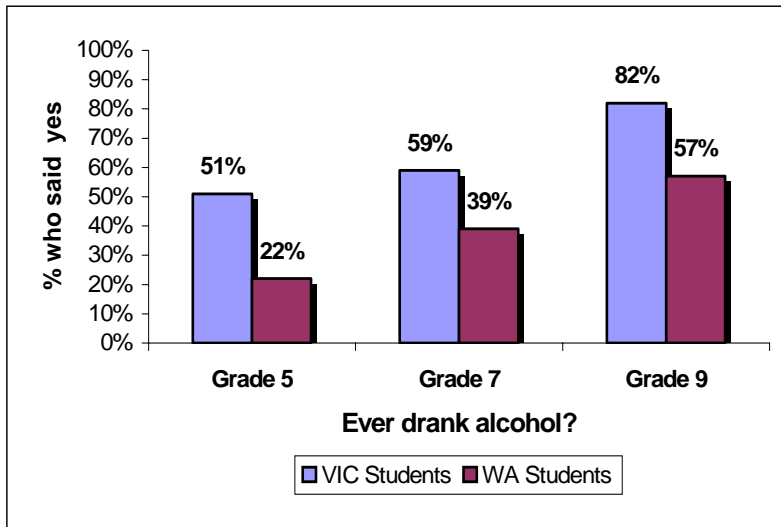
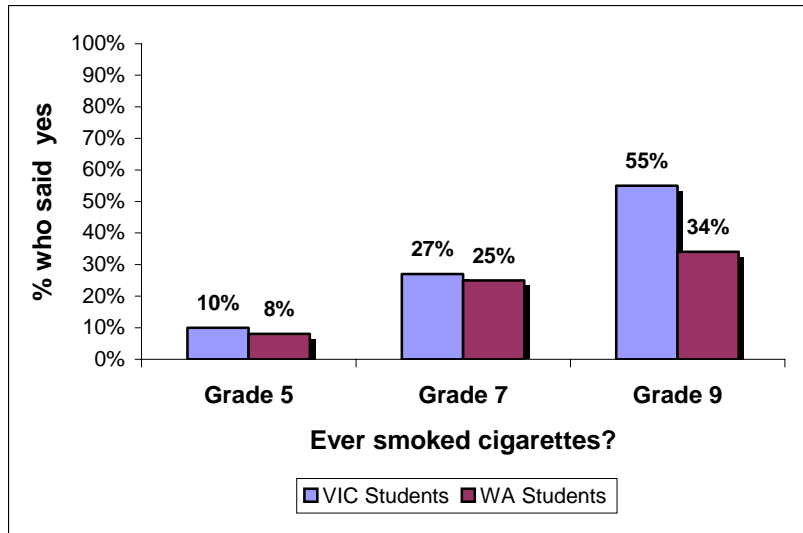
One interesting trend is that students see fewer chances for involvement as they get older. Students in 5th grade were more likely to agree with this statement than were older students in 7th and 9th grades.



STUDENT SUBSTANCE USE

On the first IYDS survey in 2002, very few fifth graders in Victoria or Washington reported ever trying a cigarette. Almost the same number of seventh graders in Washington (25%) and Victoria (27%) told us they had ever smoked. By ninth grade, over half (55%) of students in Victoria reported ever smoking, compared to 34% in Washington.

Also in 2002, we asked how many



students had ever tried alcohol. Not surprising was the finding that more ninth graders reported ever drinking alcohol than younger students. In each grade, more students in Victoria reported ever drinking alcohol than students in Washington.



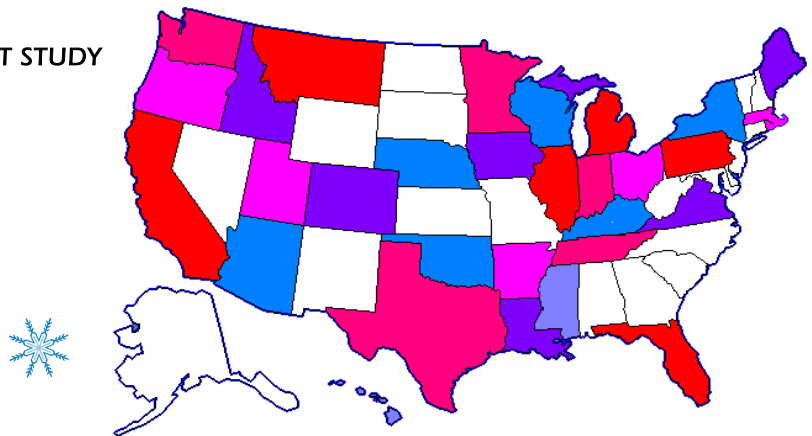
If you would like more information, check out our website at: <http://www.iyds.org>

INTERNATIONAL YOUTH DEVELOPMENT STUDY

United States

Social Development Research Group
School of Social Work
University of Washington
9725 3rd Ave NE—Suite 401
Seattle, Washington 98115-2024

Phone: 206-685-1997
Toll-free: 1-888-313-9575
Email: iyds@u.washington.edu
Web: <http://www.sdrp.org>



Australia

Centre for Adolescent Health
Murdoch Children's Research Institute
2 Gatehouse Street
Parkville, Victoria 3052

Phone: 61-3-9345-5890
Toll-free: 1-800-200-141
Email: internationalyouth.developmentstudy@rch.org.au
Web: <http://www.rch.org.au/cah>

Where are you now?

In the U.S., the IYDS project began in spring 2002 with 2885 students attending 153 schools in Washington State. Just under two years later, participants have spread to over 450 schools and have moved all over the globe. Currently, there are IYDS participants living in 29 states (shaded above) and 5 foreign countries: England, Japan, Mexico, Korea and Canada.

No matter where you live, you remain a very important part of the study and we would like to continue to interview you each year. If you have moved or plan to move, please let us know! You can call us toll-free at 1-888-313-9575 or email us at iyds@u.washington.edu.

(Please remember that we cannot guarantee the confidentiality of any information sent via email.)

Things you should know...

Who will be surveyed this spring?

Unfortunately, only the students who were in 7th grade during the first year of the study will take part in the survey this year. We hope to interview every student again in the upcoming years of the study.

What will the surveys be like this year?

Just like last year, students will be surveyed at school during school hours (whenever possible) and surveys will take about 50 minutes. Many of the questions will be the same, but there are also some new questions. The surveys will begin in **February** and continue through **May 2004**. You will again receive \$10 for your participation.

What happens if I move or change schools, or if I'm no longer going to school?

You remain a very important part of the study even if you move, change schools, or are no longer at school. It's important that we talk to each participant every year to see how your experiences and attitudes change over time. In some cases, we may not be able to interview you in person, but we would still like to keep in touch, perhaps by telephone. If you move or change schools or are planning to in the near future, please call us at 1-888-313-9575 or email us at iyds@u.washington.edu.

How come some of the questions don't seem to apply to me and my life?

IYDS participants are from both Australia and the U.S., and have a wide range of ages. There are so many different things that young people are involved in today, and we're trying to capture as many of these things as possible to get the best picture of what it's like to grow up in Australia and the U.S. So, some of the topics will relate to you and others won't, but we don't know this until we ask you!

What am I doing to contribute? / How am I helping other young people like me?

We communicate really closely with people who decide what kind of resources young people need today and develop programs that promote the positive development of young people. Doing the survey is your chance to let adults know what you need, and what is important to you. Each survey answer you give is important and helps us to learn about what youth your age are experiencing and feeling. We look forward to hearing your feedback again this year!