

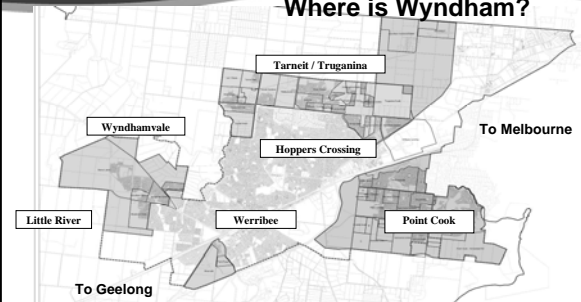
# Introducing PEDS into Maternal & Child Health programs in Wyndham

Sue Christo  
Unit Leader, Maternal & Child Health Services  
22 September 2008



www.wyndham.vic.gov.au

## Where is Wyndham?



www.wyndham.vic.gov.au

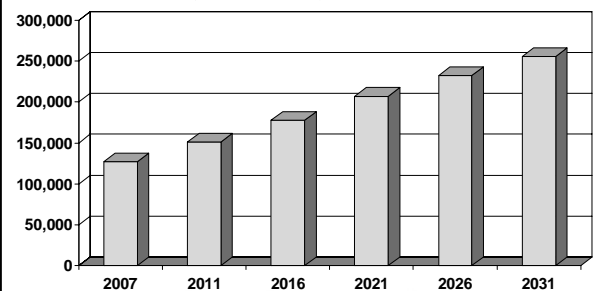
## About Wyndham

- Located between Melbourne and Geelong.
- Includes Werribee, Hoppers Crossing, Truganina, Tarnet, Wyndhamvale, Point Cook, Little River.
- One of the fastest growing municipalities in Victoria.
- Approximately 2,400 births per year.
- Diverse Community.



www.wyndham.vic.gov.au

## Wyndham's Projected Population Increase




Source: Wyndham City Council Strategic Planning Unit - May 2007



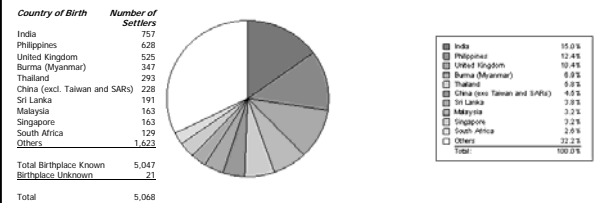
www.wyndham.vic.gov.au

## MELWAY MAP 207 tells the story of booming Melbourne ... and why we now have growing pains



www.wyndham.vic.gov.au

## Top 10 Countries of Birth for Migration Stream: All Settlers Ethnicity: All Settlers Local Government Area: Wyndham (C); Sex: All Settlers Settlers Arriving from 1 Jul 2001 to 30 Jun 2007



www.wyndham.vic.gov.au

## PEDS A Planned Approach



## Implementation of PEDS

- Invited by DHS (now DEECD) to participate in pilot project early in 2007.
- Communication strategies and meetings to engage M&CH team and monitor progress.
- Training in PEDS and BRIGANCE.
- Software system upgrade to include new data.
- Conducted pilot over 12 month period.
- Actively participated in Evaluation of pilot.

## How PEDS is used

- PEDS one component of revised M&CH Key Ages & Stages framework.
- Parent questionnaire at 9 key visits for children aged from 2wks to 3½ years.
- Scored and Interpreted from parent response.
- Referral and / or Brigance determined by Pathway scored.
- Documentation of Pathway on centre held and parent held Child Health Record.

## Benefits of PEDS

- PEDS Response Form provides prompts for parents to identify concerns.
- Offers earlier identification and intervention for potential developmental problems.
- Empowers the parent to be recognised as having “expert” knowledge of the child.
- Eliminates the need for “routine” assessments where Pathway indicates normal.
- Allows more consultation time for other issues.

## Difficulties with Implementation

- Delay between training and implementation.
- Not readily accepted by nurses and parents used to the “old” system.
- Inappropriate for very young babies, especially to first time parents and CALD families.
- Perception that not seen to be performing an “assessment” if pathway is normal.
- Child Health Record not aligned with PEDS .

## A Happy & Healthy Outcome

