

Assessment

Jo Winther

Overview

- What is clinical assessment
- Mindful four session assessment model
- RCHIMHS Assessment Project
- What does the service data say?
- What should a comprehensive assessment look like?
- Where to from here?

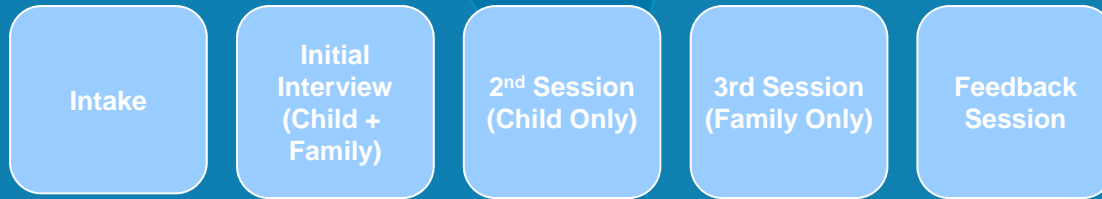
What is clinical assessment?

Whilst there is much agreement concerning the need for systematic assessments of children, there has been and continues to be considerable disagreement regarding

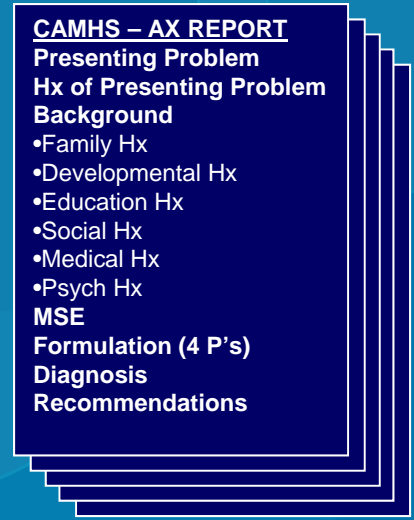
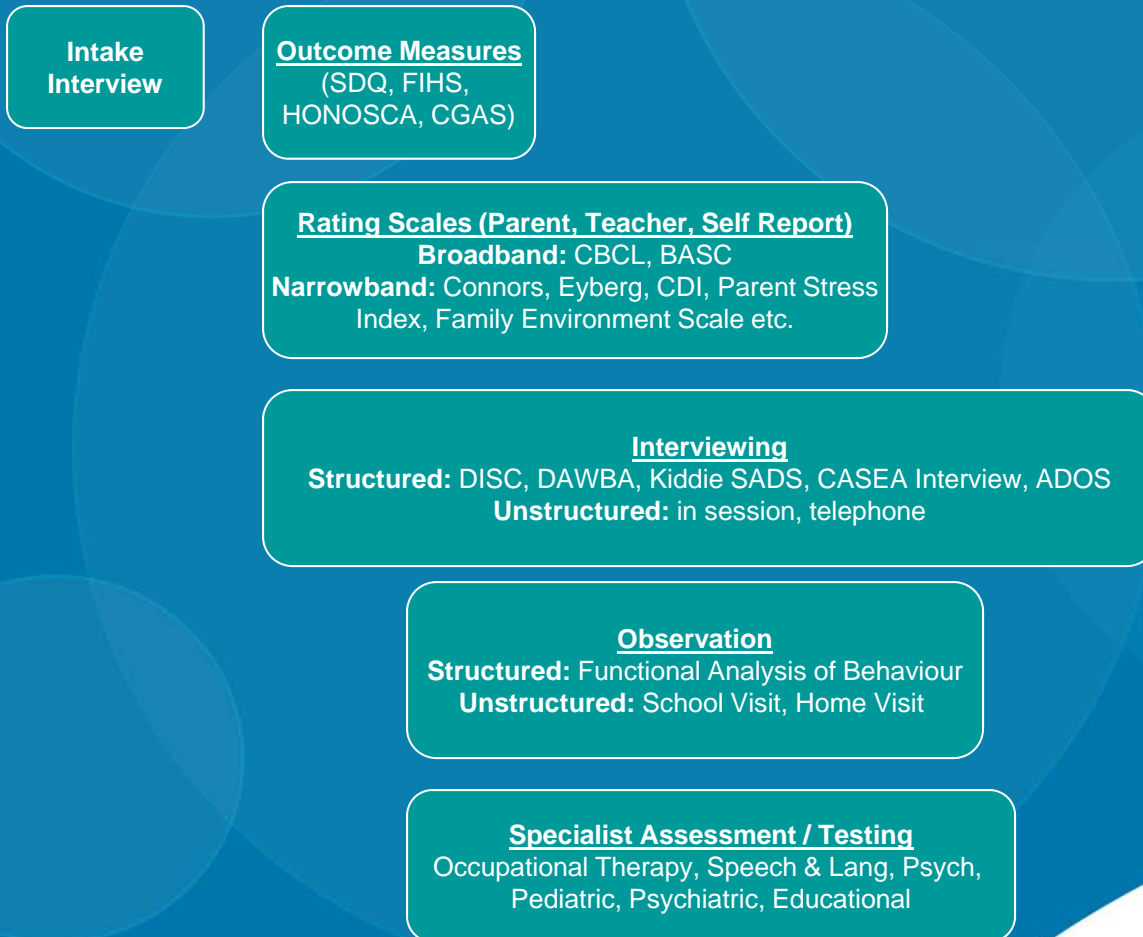
- (a) how childhood disorders should be defined
- (b) what child characteristics, adaptations and contexts should be assessed
- (c) what methods should be employed and
- (d) how the outcomes should be integrated, interpreted and utilised

Mindful four session assessment model

Mindful model



Methods used at RCHIMHP



RCHIMHS assessment project

Rational

- Recent analysis of the patterns of diagnoses made by service teams showed marked variation between the teams
- An analysis of the correlation between diagnosis of cases referred from teams using an unstructured assessment with those seen by the ACPU using a semi-structured interview format (K-SADS) showed little correspondence
- Some of the unreliability is due to clinicians generally identifying one major diagnosis, while the K-SADS identifies several “co-morbid” diagnosis – although co-morbidity occurs in about 60% of clinical samples
- Another area for consideration is associated with the different level of training regarding assessment and diagnosis undertaken by clinicians from multidisciplinary backgrounds

Aims of the project

- Review literature on child and adolescent interview tools for diagnosis
- Identify potential tools and collect available options
- Evaluate relative strengths, weaknesses and costs to determine a schedule that provides best performance – including acceptability to the service, clinicians, clients and parents
- Identify or create an interview schedule and develop a diagnostic algorithm to guide clinical diagnosis
- Clinically test the interview schedule
- Develop service training and a quality assurance process

What have we done so far?

- Convened an advisory group for the project
- Interviewed key senior clinicians and managers within the service to identify key issues
- Looked at the rapid data regarding diagnosis
- About to survey clinicians about current assessment practice within the service and perceived training needs
- Undertaking a literature review

Rapid data analysis

- 7000 diagnoses from 2004-2009
- Primary Diagnoses only
- Multiplication of Records
 - Some clients have multiple primary diagnoses
- F-codes only
- Diagnoses recorded <5 times have been removed
- Teams <1 diagnosis have been removed (ACPU, CFAH, Intake, CGP)

Diagnoses By Year

	2005	2006	2007	2008	4 year average
n=6999	1620	1811	1532	1835	
ADJUSTMENT DISORDER	10%	13%	12%	11%	11%
MOOD DISORDERS	12%	11%	16%	14%	13%
Dysthymia	8%	6%	9%	7%	7%
Sev depres ep wo psych sym not postnatal	2%	1%	3%	2%	2%
DISRUPTIVE BEHAVIOUR DISORDERS	14%	18%	14%	13%	15%
Oppositional defiant disorder	6%	8%	6%	7%	7%
Disturbance of activity and attention	5%	6%	5%	4%	5%
Conduct disorder unspecified	2%	2%	2%	1%	2%
PERVASIVE DEVELOPMENTAL DISORDE	9%	9%	12%	10%	10%
Childhood autism	6%	5%	6%	5%	5%
Asperger's syndrome	3%	3%	4%	4%	4%
ANXIETY DISORDERS	12%	12%	17%	13%	13%
Separation anxiety disorder of childhood	3%	3%	2%	3%	3%
Anxiety disorder unspecified	2%	2%	3%	3%	3%
PTSD	2%	2%	3%	1%	2%
Acute stress reaction	0%	0%	3%	2%	1%
Elective mutism	1%	1%	2%	1%	1%
Obsessive-compulsive disorder unsp	1%	1%	1%	0%	1%
Social phobias	0%	1%	1%	1%	1%
Other obsessive-compulsive disorders	1%	1%	1%	0%	1%
Specific (isolated) phobias	0%	1%	1%	0%	1%
EATING DISORDERS	1%	1%	2%	4%	2%
PSYCHOSIS	1%	1%	1%	1%	1%
LANGUAGE AND LEARNING DISORDER	1%	1%	2%	1%	2%
DISORDERS OF ATTACHMENT	2%	2%	2%	2%	2%
OTHER - AXIS 1	4%	4%	4%	4%	4%
OTHER - NON AXIS 1	34%	29%	20%	26%	27%

Diagnoses By Team

	Inner West	Mid West	South West	North West	Banksia	Autism Team	Consultation/Liaison	MHIYSS / IMYOS	Average
n=6999	1416	1230	1100	965	1318	433	462	71	
ADJUSTMENT DISORDER	13%	13%	12%	24%	3%	1%	9%	7%	10%
MOOD DISORDERS	9%	8%	13%	7%	32%	0%	9%	17%	12%
Dysthymia	5%	4%	8%	5%	17%	0%	1%	15%	7%
Sev depres ep wo psych sym not postnatal	0%	1%	0%	1%	10%	0%	1%	1%	2%
DISRUPTIVE BEHAVIOUR DISORDERS	18%	21%	24%	16%	3%	2%	3%	34%	15%
Oppositional defiant disorder	7%	13%	12%	6%	2%	0%	2%	17%	7%
Disturbance of activity and attention	6%	6%	10%	6%	0%	2%	1%	10%	5%
Conduct disorder unspecified	4%	2%	0%	1%	1%	0%	0%	6%	2%
PERVASIVE DEVELOPMENTAL DISORDERS	8%	6%	7%	4%	1%	83%	1%	1%	14%
Childhood autism	2%	2%	1%	2%	1%	60%	1%	0%	9%
Asperger's syndrome	5%	3%	4%	2%	1%	14%	0%	0%	4%
ANXIETY DISORDERS	19%	15%	17%	12%	9%	0%	13%	20%	13%
Separation anxiety disorder of childhood	5%	3%	5%	2%	0%	0%	2%	3%	2%
Anxiety disorder unspecified	5%	3%	2%	4%	0%	0%	3%	0%	2%
PTSD	2%	2%	3%	1%	2%	0%	0%	17%	3%
Acute stress reaction	0%	1%	0%	0%	5%	0%	3%	0%	1%
Elective mutism	2%	2%	2%	1%	0%	0%	0%	0%	1%
Obsessive-compulsive disorder unsp	1%	2%	0%	0%	0%	0%	0%	0%	0%
Social phobias	1%	0%	2%	1%	0%	0%	0%	0%	0%
Other obsessive-compulsive disorders	2%	0%	0%	0%	0%	0%	0%	0%	0%
Specific (isolated) phobias	1%	0%	1%	1%	0%	0%	1%	0%	0%
EATING DISORDERS	2%	1%	1%	1%	1%	0%	13%	0%	2%
PSYCHOSIS	0%	0%	0%	0%	4%	0%	0%	0%	1%
LANGUAGE AND LEARNING DISORDER	2%	3%	1%	2%	0%	2%	0%	0%	1%
DISORDERS OF ATTACHMENT	2%	3%	3%	3%	0%	0%	1%	0%	2%
OTHER - AXIS 1	4%	7%	3%	6%	2%	0%	8%	6%	4%
OTHER - NON AXIS 1	25%	22%	18%	26%	44%	12%	42%	15%	26%



Diagnoses By Discipline

		Psychologist	Psychiatric Registrar	Consultant Psychiatrist	Other (Unspecified)	Social Worker	Other Medical	Registered Nurse (Div 1/3)	Occupational Therapist	Average
n=6999	2191	1254	1243	694	581	383	409	125		
ADJUSTMENT DISORDER	13%	9%	5%	18%	23%	1%	10%	13%	12%	
MOOD DISORDERS	10%	16%	27%	5%	7%	0%	14%	12%	11%	
Dysthymia	6%	8%	14%	3%	5%	0%	11%	6%	7%	
Sev depres ep wo psych sym not postnatal	0%	2%	9%	0%	0%	0%	0%	1%	2%	
DISRUPTIVE BEHAVIOUR DISORDERS	18%	14%	6%	17%	18%	2%	26%	16%	15%	
Oppositional defiant disorder	9%	6%	3%	7%	7%	0%	16%	12%	8%	
Disturbance of activity and attention	6%	6%	1%	5%	7%	2%	7%	1%	5%	
Conduct disorder unspecified	2%	2%	2%	3%	2%	0%	1%	3%	2%	
PERVASIVE DEVELOPMENTAL DISORDERS	7%	4%	2%	8%	9%	83%	5%	6%	15%	
Childhood autism	3%	1%	1%	3%	2%	60%	0%	1%	9%	
Asperger's syndrome	3%	2%	1%	4%	6%	13%	4%	5%	5%	
ANXIETY DISORDERS	17%	13%	9%	15%	12%	0%	17%	22%	13%	
Separation anxiety disorder of childhood	4%	2%	0%	4%	4%	0%	3%	2%	2%	
Anxiety disorder unspecified	5%	2%	1%	2%	1%	0%	1%	4%	2%	
PTSD	2%	2%	1%	2%	2%	0%	7%	6%	3%	
Acute stress reaction	0%	1%	5%	1%	0%	0%	1%	3%	1%	
Elective mutism	2%	1%	0%	4%	1%	0%	1%	0%	1%	
Obsessive-compulsive disorder unsp	1%	0%	1%	0%	1%	0%	1%	4%	1%	
Social phobias	1%	1%	0%	1%	1%	0%	0%	0%	0%	
Other obsessive-compulsive disorders	1%	1%	0%	0%	0%	0%	0%	0%	0%	
Specific (isolated) phobias	1%	1%	0%	1%	0%	0%	1%	1%	0%	
EATING DISORDERS	2%	1%	3%	2%	5%	0%	1%	2%	2%	
PSYCHOSIS	0%	1%	3%	0%	0%	0%	0%	2%	1%	
LANGUAGE AND LEARNING DISORDER	1%	2%	0%	3%	2%	2%	1%	1%	2%	
DISORDERS OF ATTACHMENT	2%	1%	2%	2%	2%	0%	4%	3%	2%	
OTHER - AXIS 1	5%	4%	3%	5%	5%	0%	5%	5%	4%	
OTHER - NON AXIS 1	25%	35%	38%	26%	19%	11%	17%	19%	24%	

What are the essential components to a comprehensive CAMHS assessment?

- Structured/semi structured interview schedule; questionnaires/rating scales? If so, which one?
- Who should be interviewed/ information collected from?
- How many sessions should an assessment be completed in?
- Should behavioural observations be included in the assessment process?
- Other considerations?

Where to from here?

- Clinician assessment survey
- Complete literature review
- Advisory group select assessment process
- Clinical trail of the assessment process

Questions and comments...

